

# PULL UP BANNERS

## Available Sizes:

- › Small 850 x 2000
- › Medium 1000 x 2000
- › Large 1200 x 2000

## Stock:

- › Rhino blackout Polypropolyne

## Finish:

- › Bleed: 2mm on all sides
- › Recommended Safe Zone: 3mm in from all sides
- › Accepted File Types: PDF version 1.4 or higher
- › Full colour (single sided only)
- › Recommended Resolution: 300 dpi for all images and artwork at full size with trim marks

## Essentials:




- › Colours must be either CMYK or Grey Scale (i.e. no RGB, Pantone or Spot Colours)
- › All fonts must be embedded or converted to curves so they print correctly

## General Guidelines:




The banner stands provided are all 2000mm in height. It is recommended that the artwork be set up with 2mm bleed on the top, left and right edges, and 150mm bleed on the bottom edge. If 150mm is not added, there is a risk there will be a white panel visible at the base of your banner.

# PULL UP BANNERS




## SMALL: 850mm x 2000mm

-  TRIM SIZE: 850mm x 2000mm
-  BLEED: 856mm x 2153mm
-  SAFE PRINT AREA: 844mm x 1994mm

## MEDIUM: 1000mm x 2000mm

-  TRIM SIZE: 1000mm x 2000mm
-  BLEED: 1006mm x 2153mm
-  SAFE PRINT AREA: 994mm x 1994mm

## LARGE: 1200mm x 2000mm

-  TRIM SIZE: 1200mm x 2000mm
-  BLEED: 1206mm x 2153mm
-  SAFE PRINT AREA: 1194mm x 1994mm

